

# Unlicensed Assistive Personnel (Nurse Assistant) Online Curriculum Moodle Version 3.5

When you open your facility's UAP online site, the site homepage will look like this:

IMS UAP DEMO You are not logged in. (Log in)

## IMS UAP Online Curriculum DEMO

**NAVIGATION**

- Home
- Course Help
- Courses

Welcome to:  
**Unlicensed Assistive Personnel (UAP) Online Curriculum (Nurse Assistant)**  
 Provided by **Instructional Media Services LLC**  
 © 2012-2021 Instructional Media Services LLC

**Available courses**

**Unlicensed Assistive Personnel Online Curriculum (Nurse Assistant)**

**CALENDAR**

**FEBRUARY 2021**

Sun	Mon	Tue	Wed	Thu	Fri	Sat
	1	2	3	4	5	6
7	8	9	10	11	12	13
14	15	16	17	18	19	20
21	22	23	24	25	26	27
28						

You are not logged in. (Log in)

Data retention summary

Click on the [blue \(Log in\)](#) link in the upper right corner of the homepage. The following screen will display:

IMS UAP DEMO You are not logged in.

## IMS UAP Online Curriculum DEMO

[Home](#) » [Log in to the site](#)

### Log in

Username

Password

Remember username

[Forgotten your username or password?](#)

Cookies must be enabled in your browser

### Is this your first time here?

New to the IMS UAP online curriculum provided by your facility? You will need to create an account to begin the enrollment process.

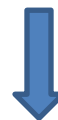
Here are the steps:

1. Fill out the New Account form with your details. (Remember the user name, password, and email address you entered into the form.)
2. An email will immediately be sent to that email address. (If you do not see an email, check your junk mail folder.)
3. Open your email. Click on the web link contained in the email. (If the web address does not appear as a link, copy and paste the web address into your browser.)
4. Your account will be confirmed and you will be logged into the site.
5. You will be asked to enter an enrollment key that has been provided to you by your facility instructor.
6. Enter the enrollment key and you will have access to all the units in the UAP online curriculum.

Click on the "Create new account" button below to get started!


Enter your username and password on the left side of the and click the [Log In](#) button; the following screen will display.

Your name will appear here.




Click on the course title to access all of the online content. The following screen will display:

Of the eight units in the online curriculum, four of them are displayed below:


IMS-DEMO UAP 🔔 🗨️ Allida Branton 


## Unlicensed Assistive Personnel Online Curriculum (Nurse Assistant)

Home ▶ Courses ▶ Unlicensed Assistive Personnel (UAP) ▶ UAP-Nurse Assistant Turn editing on


**NAVIGATION** 

- Home
- Dashboard
- Site pages
- Courses
  - Unlicensed Assistive Personnel (UAP)
  - Miscellaneous


 Announcements


 News forum


<h3>Unit 1: Unlicensed Assistive Personnel</h3> <p style="text-align: right; font-size: small;">Lessons: 11 Quizzes: 11 Files: 33 Progress: 0 / 13</p>
<h3>Unit 2: Understanding the Patient</h3> <p style="text-align: right; font-size: small;">Lesson: 1 Quiz: 1 Progress: 0 / 1</p>
<h3>Unit 3: Safety</h3> <p style="text-align: right; font-size: small;">Lessons: 3 Quizzes: 3 Files: 4 Progress: 0 / 4</p>
<h3>Unit 4: Food Safety</h3> <p style="text-align: right; font-size: small;">Lessons: 3 Quizzes: 3 Files: 6 Progress: 0 / 3</p>

**ADMINISTRATION** 

- Course administration
- Site administration

**PEOPLE** 

-  Participants

**SECTION LINKS** 

1 2 3 4 5 6 7 8

The unit titles are links to the content in each unit. When you click on the unit title, all of the content for that unit will display.

When you click on the title Unit 1: Unlicensed Assistive Personnel, the screen will look like this:

## Unlicensed Assistive Personnel Online Curriculum (Nurse Assistant)

Home ► Courses ► Unlicensed Assistive Personnel (UAP) ► UAP-Nurse Assistant ► Unit 1: Unlicensed Assistive Personnel

Turn editing on

### NAVIGATION

Home

Dashboard

Site pages

Courses

Unlicensed Assistive Personnel (UAP)

UAP-Nurse Assistant

Miscellaneous

### ADMINISTRATION

Course administration

Site administration

### PEOPLE

Participants

### SECTION LINKS

1 2 3 4 5 6 7 8

Announcements

News forum

Unit 2: Understanding the Patient ►

## Unit 1: Unlicensed Assistive Personnel

Your progress ⓘ

### LESSON 1: The Role of the UAP

Lesson 1: The Role of the UAP

Lesson 1 Quiz

Additional Resources

Traits of a Professional UAP

Time Management Tips

You are now in the first unit of the curriculum.

Each unit contains **lessons** identified by the icon that looks like three boxes. The Moodle lesson is structured like PowerPoint. It contains Back and Next buttons. There are test questions included in the lesson. There may be additional resources that are accessed from within the lesson. There is a navigation menu on the left. See an example of a lesson below:

## Unlicensed Assistive Personnel Online Curriculum (Nurse Assistant)

Home ► My courses ► UAP-Nurse Assistant ► Unit 1: Unlicensed Assistive Personnel ► Lesson 1: The Role of the UAP

### LESSON MENU

Objectives

Welcome to the Unlicensed Assistive Personnel Course!

Qualities of the Successful UAP

Organizing Your Work

Understanding the Change of Shift Report

Conduct That Will Result in Legal or Disciplinary Action

Summary and Conclusion

### NAVIGATION

## Lesson 1: The Role of the UAP

### Objectives

THE STUDENT WILL BE ABLE TO:

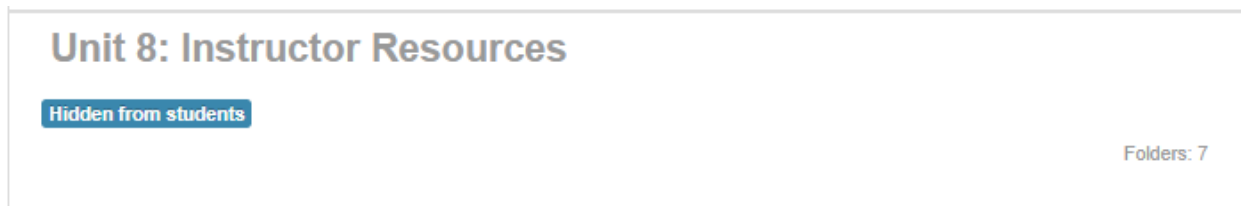
1. List qualities of a successful UAP.
2. Explain ways to organize work.
3. Explain the change of shift report.
4. List examples of conduct that will result in legal or disciplinary action.

Next

The lesson quiz is the assessment tool for students to complete after they have reviewed the lesson content. The quizzes are computer graded as they are comprised of multiple choice, matching, or true/false questions. Grades are automatically entered into the Moodle gradebook.

All of the units contain individual direct links to the additional resource documents (Procedures, Tip Sheets, Interactive PDFs) contained in each lesson.

If you prefer to print a copy of the quiz and/or answer sheet, you have that option in Unit 8: Instructor Resources. This unit is not visible to students. This is what the student sees:



The screenshot shows a Moodle course section titled "Unit 8: Instructor Resources". A blue badge with white text "Hidden from students" is positioned below the title. In the bottom right corner of the section, it says "Folders: 7".